

Site Usage

576 Visits

Previous: 557 (3.41%)

55.38% Bounce Rate

Previous: 56.01% (-1.13%)

1,274 Pageviews

Previous: 1,166 (9.26%)

00:01:40 Avg. Time on Site

Previous: 00:01:30 (10.64%)

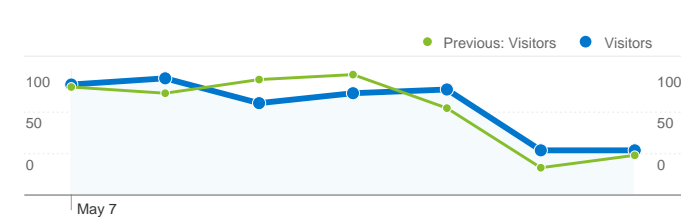
2.21 Pages/Visit

Previous: 2.09 (5.66%)

55.21% % New Visits

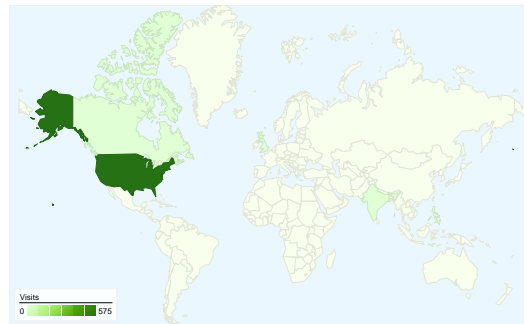
Previous: 55.12% (0.17%)

Visitors Overview

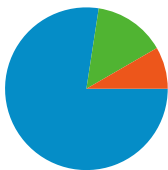


Visitors
444

Map Overlay

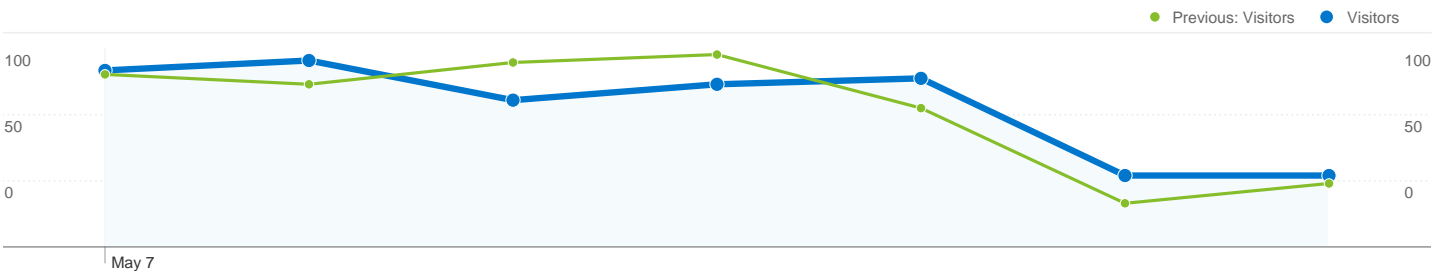


Traffic Sources Overview



- **Search Engines**
446.00 (77.43%)
- **Direct Traffic**
82.00 (14.24%)
- **Referring Sites**
48.00 (8.33%)

Content Overview		
Pages	Pageviews	% Pageviews
/index.html		
May 7, 2012 - May 13, 2012	251	19.70%
Apr 30, 2012 - May 6, 2012	277	23.76%
% Change	-9.39%	-17.07%
/offices/assessor/index.htm		
May 7, 2012 - May 13, 2012	139	10.91%
Apr 30, 2012 - May 6, 2012	126	10.81%
% Change	10.32%	0.97%
/realestatemain.htm		
May 7, 2012 - May 13, 2012	119	9.34%
Apr 30, 2012 - May 6, 2012	90	7.72%
% Change	32.22%	21.01%
/offices/treasurer/index.htm		
May 7, 2012 - May 13, 2012	77	6.04%
Apr 30, 2012 - May 6, 2012	58	4.97%
% Change	32.76%	21.50%
/offices/recorder/index.htm		
May 7, 2012 - May 13, 2012	60	4.71%
Apr 30, 2012 - May 6, 2012	33	2.83%
% Change	81.82%	66.41%



444 people visited this site

576 Visits

Previous: 557 (3.41%)

444 Absolute Unique Visitors

Previous: 433 (2.54%)

1,274 Pageviews

Previous: 1,166 (9.26%)

2.21 Average Pageviews

Previous: 2.09 (5.66%)

00:01:40 Time on Site

Previous: 00:01:30 (10.64%)

55.38% Bounce Rate

Previous: 56.01% (-1.13%)

55.21% New Visits

Previous: 55.12% (0.17%)

Technical Profile

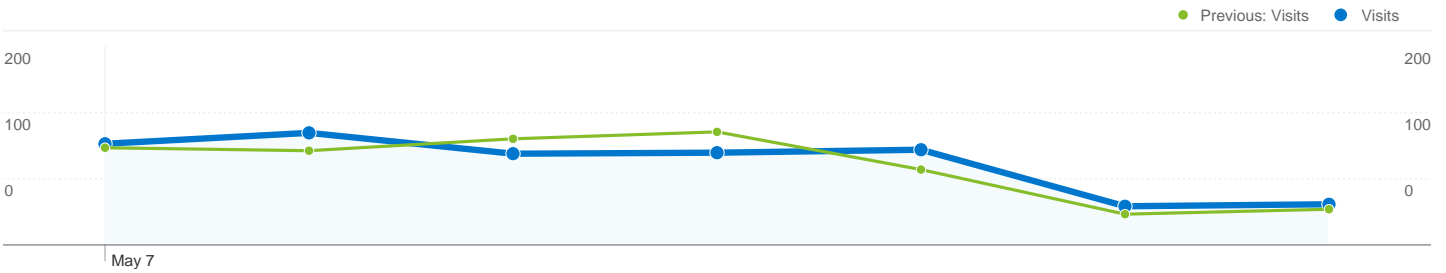
Browser	Visits	% visits
Internet Explorer		
May 7, 2012 - May 13, 2012	360	62.50%
Apr 30, 2012 - May 6, 2012	354	63.55%
% Change	1.69%	-1.66%
Firefox		
May 7, 2012 - May 13, 2012	65	11.28%
Apr 30, 2012 - May 6, 2012	67	12.03%
% Change	-2.99%	-6.19%

Chrome		
May 7, 2012 - May 13, 2012	59	10.24%
Apr 30, 2012 - May 6, 2012	50	8.98%
% Change	18.00%	14.11%
Safari		
May 7, 2012 - May 13, 2012	44	7.64%
Apr 30, 2012 - May 6, 2012	41	7.36%
% Change	7.32%	3.78%
Android Browser		
May 7, 2012 - May 13, 2012	39	6.77%
Apr 30, 2012 - May 6, 2012	33	5.92%
% Change	18.18%	14.28%

Traffic Sources Overview

May 7, 2012 - May 13, 2012

Comparing to: Apr 30, 2012 - May 6, 2012



All traffic sources sent a total of 576 visits

14.24% Direct Traffic

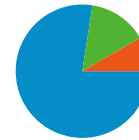
Previous: 14.00% (1.66%)

8.33% Referring Sites

Previous: 7.36% (13.21%)

77.43% Search Engines

Previous: 78.64% (-1.53%)



- Search Engines
446.00 (77.43%)
- Direct Traffic
82.00 (14.24%)
- Referring Sites
48.00 (8.33%)

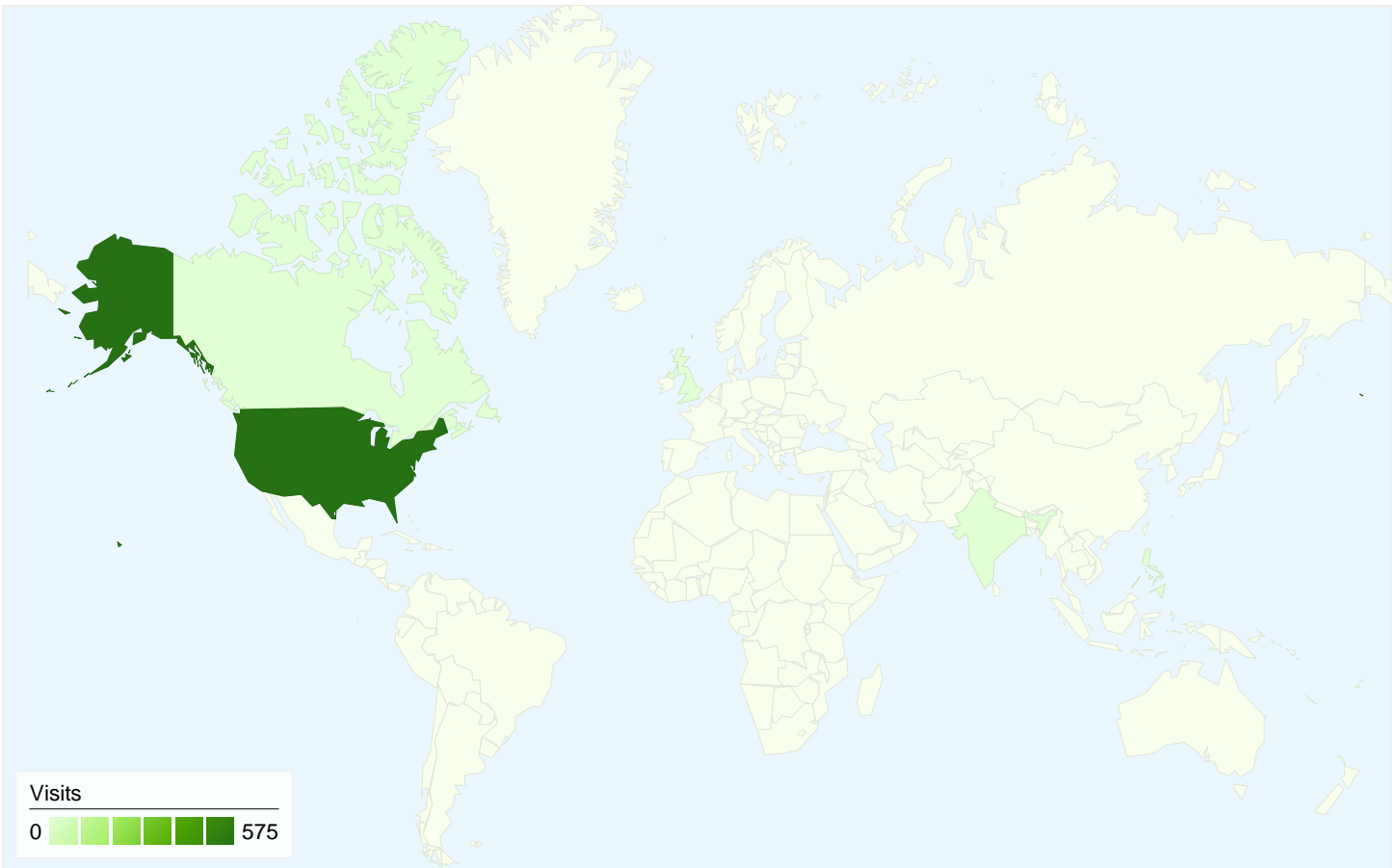
Top Traffic Sources

Sources	Visits	% visits
google (organic)		
May 7, 2012 - May 13, 2012	334	57.99%
Apr 30, 2012 - May 6, 2012	324	58.17%
% Change	3.09%	-0.31%
(direct) ((none))		
May 7, 2012 - May 13, 2012	82	14.24%
Apr 30, 2012 - May 6, 2012	78	14.00%
% Change	5.13%	1.66%
bing (organic)		
May 7, 2012 - May 13, 2012	56	9.72%
Apr 30, 2012 - May 6, 2012	69	12.39%
% Change	-18.84%	-21.52%
yahoo (organic)		
May 7, 2012 - May 13, 2012	40	6.94%
Apr 30, 2012 - May 6, 2012	32	5.75%
% Change	25.00%	20.88%
iowacounties.org (referral)		

Keywords	Visits	% visits
(not provided)		
May 7, 2012 - May 13, 2012	68	15.25%
Apr 30, 2012 - May 6, 2012	60	13.70%
% Change	13.33%	11.30%
page county iowa		
May 7, 2012 - May 13, 2012	32	7.17%
Apr 30, 2012 - May 6, 2012	49	11.19%
% Change	-34.69%	-35.87%
page county assessor		
May 7, 2012 - May 13, 2012	28	6.28%
Apr 30, 2012 - May 6, 2012	25	5.71%
% Change	12.00%	9.99%
page county iowa assessor		
May 7, 2012 - May 13, 2012	22	4.93%
Apr 30, 2012 - May 6, 2012	18	4.11%
% Change	22.22%	20.03%
page county iowa treasurer		

May 7, 2012 - May 13, 2012	10	1.74%
Apr 30, 2012 - May 6, 2012	9	1.62%
% Change	11.11%	7.45%

May 7, 2012 - May 13, 2012	11	2.47%
Apr 30, 2012 - May 6, 2012	8	1.83%
% Change	37.50%	35.03%

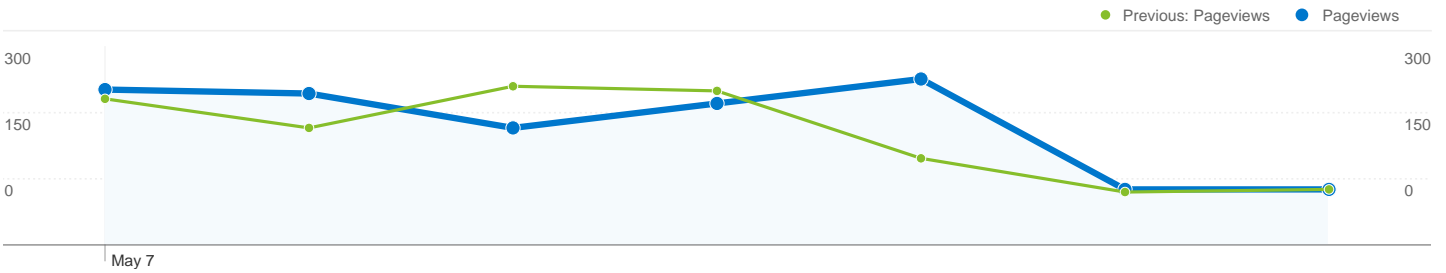


576 visits came from 6 countries/territories

Site Usage

Visits	Pages/Visit	Avg. Time on Site	% New Visits	Bounce Rate	
576 Previous: 557 (3.41%)	2.21 Previous: 2.09 (5.66%)	00:01:40 Previous: 00:01:30 (10.64%)	55.38% Previous: 55.12% (0.48%)	55.38% Previous: 56.01% (-1.13%)	
Country/Territory	Visits	Pages/Visit	Avg. Time on Site	% New Visits	Bounce Rate
United States					
May 7, 2012 - May 13, 2012	575	2.21	00:01:40	55.48%	55.30%
April 30, 2012 - May 6, 2012	549	2.11	00:01:32	55.01%	55.56%
% Change	4.74%	5.05%	9.26%	0.85%	-0.45%
India					
May 7, 2012 - May 13, 2012	1	1.00	00:00:00	0.00%	100.00%
April 30, 2012 - May 6, 2012	2	1.00	00:00:00	50.00%	100.00%
% Change	-50.00%	0.00%	0.00%	-100.00%	0.00%
United Kingdom					
May 7, 2012 - May 13, 2012	0	0.00	00:00:00	0.00%	0.00%

April 30, 2012 - May 6, 2012	1	2.00	00:00:05	100.00%	0.00%
% Change	-100.00%	-100.00%	-100.00%	-100.00%	0.00%
Canada					
May 7, 2012 - May 13, 2012	0	0.00	00:00:00	0.00%	0.00%
April 30, 2012 - May 6, 2012	1	1.00	00:00:00	100.00%	100.00%
% Change	-100.00%	-100.00%	0.00%	-100.00%	-100.00%
Philippines					
May 7, 2012 - May 13, 2012	0	0.00	00:00:00	0.00%	0.00%
April 30, 2012 - May 6, 2012	1	1.00	00:00:00	100.00%	100.00%
% Change	-100.00%	-100.00%	0.00%	-100.00%	-100.00%
(not set)					
May 7, 2012 - May 13, 2012	0	0.00	00:00:00	0.00%	0.00%
April 30, 2012 - May 6, 2012	3	1.00	00:00:00	33.33%	100.00%
% Change	-100.00%	-100.00%	0.00%	-100.00%	-100.00%
					1 - 6 of 6



Pages on this site were viewed a total of 1,274 times

1,274 Pageviews

Previous: 1,166 (9.26%)

1,029 Unique Views

Previous: 966 (6.52%)

55.38% Bounce Rate

Previous: 56.01% (-1.13%)

Top Content

Pages	Pageviews	% Pageviews
/index.html		
May 7, 2012 - May 13, 2012	251	19.70%
Apr 30, 2012 - May 6, 2012	277	23.76%
% Change	-9.39%	-17.07%
/offices/assessor/index.htm		
May 7, 2012 - May 13, 2012	139	10.91%
Apr 30, 2012 - May 6, 2012	126	10.81%
% Change	10.32%	0.97%
/realestatemain.htm		
May 7, 2012 - May 13, 2012	119	9.34%
Apr 30, 2012 - May 6, 2012	90	7.72%
% Change	32.22%	21.01%
/offices/treasurer/index.htm		
May 7, 2012 - May 13, 2012	77	6.04%
Apr 30, 2012 - May 6, 2012	58	4.97%
% Change	32.76%	21.50%
/offices/recorder/index.htm		

May 7, 2012 - May 13, 2012	60	4.71%
Apr 30, 2012 - May 6, 2012	33	2.83%
% Change	81.82%	66.41%